

January 31, 2023

SENT VIA EMAIL


City Council
City of Avon Park
c/o Melody Sauerhafer, Finance Director
110 E. Main Street
Avon Park, FL 33825

RE: CITY OF AVON PARK FIREFIGHTERS' RETIREMENT SYSTEM
ANNUAL REPORT OF INVESTMENT ACTIVITY

Dear City Council:

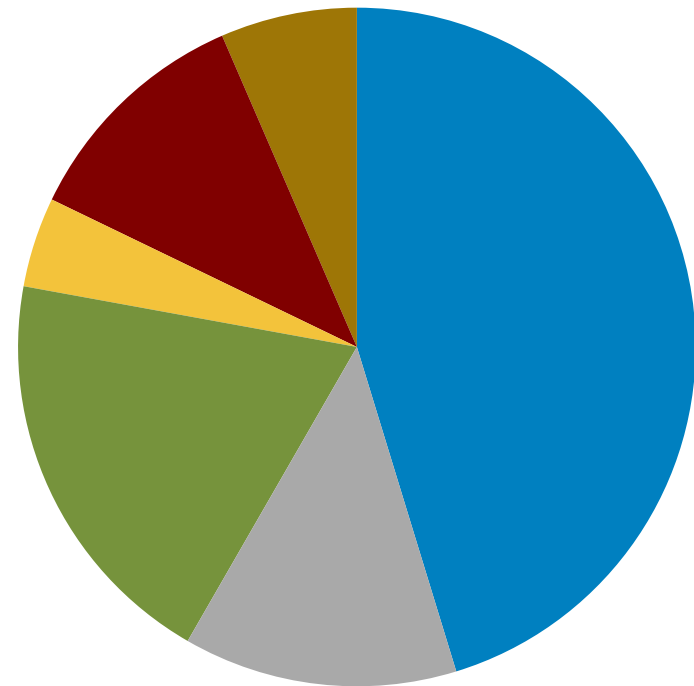
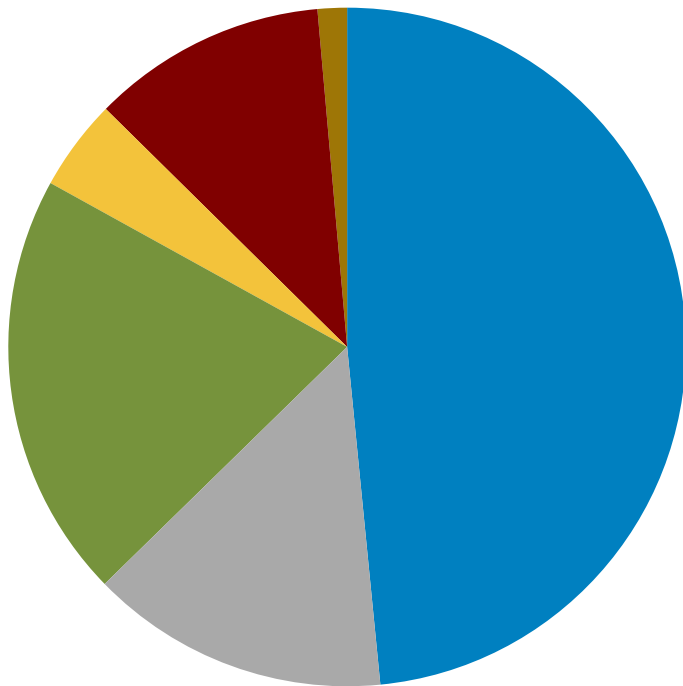
In accordance with Section 112.661(15), Florida Statutes, please find enclosed the annual report of investment activity of the City of Avon Park Firefighters' Retirement System. This report includes investments in the portfolio as of September 30, 2022, listed by class or type, book value, income earned and market value as of the stated date. This report must also be made available to the public.

Thank you,


Christine Stoker
Plan Administrator

Cc: Danielle Philips, Finance Coordinator

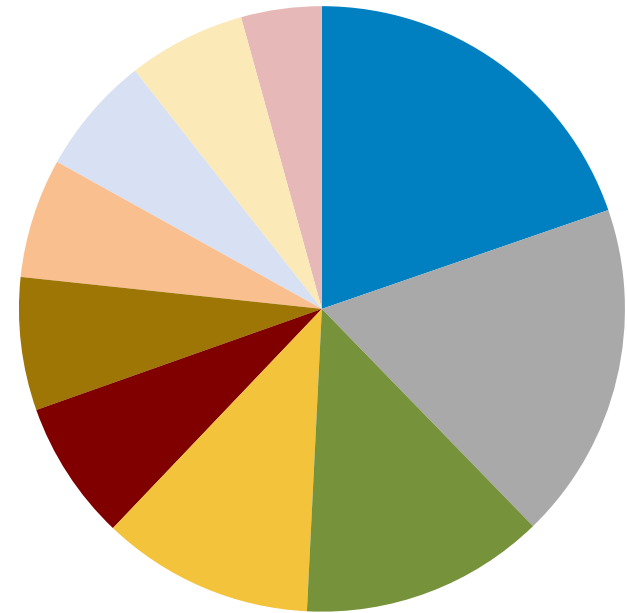
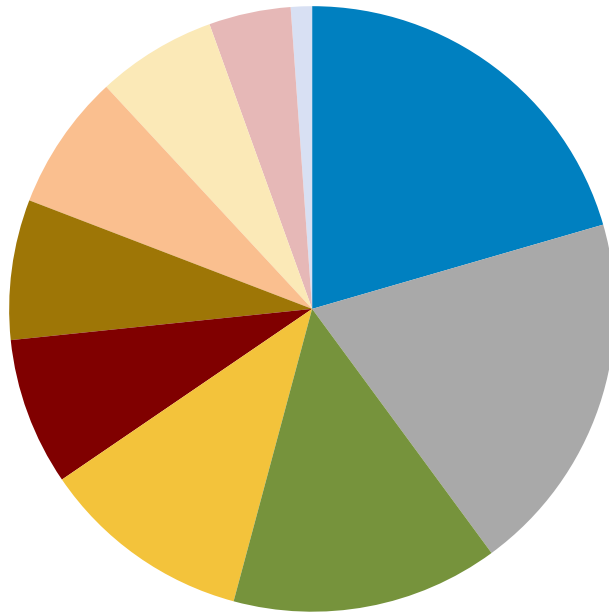
Asset Allocation By Segment as of June 30, 2022 : \$7,059,361



Allocation			Allocation		
Segments	Market Value	Allocation	Segments	Market Value	Allocation
Domestic Equity	3,419,211	48.4	Domestic Equity	3,162,864	45.3
International Equity	1,006,487	14.3	International Equity	912,559	13.1
Domestic Fixed Income	1,435,310	20.3	Domestic Fixed Income	1,366,206	19.6
Global Fixed Income	307,535	4.4	Global Fixed Income	299,701	4.3
Real Estate	791,664	11.2	Real Estate	791,664	11.3
Cash Equivalent	99,155	1.4	Cash Equivalent	455,072	6.5



Asset Allocation By Manager as of
 June 30, 2022 : \$7,059,361



Allocation	Market Value	Allocation	Market Value	Allocation	
■ Sawgrass Fixed Income	1,447,870	20.5	■ Sawgrass Fixed Income	1,376,722	19.7
■ Vanguard Index 500 Admiral (VFIAX)	1,370,179	19.4	■ Vanguard Index 500 Admiral (VFIAX)	1,259,768	18.0
■ American EuroPacific Growth Fund (RERGX)	1,006,487	14.3	■ American EuroPacific Growth Fund (RERGX)	912,559	13.1
■ ARA Core Property Fund	797,090	11.3	■ ARA Core Property Fund	791,664	11.3
■ JPMorgan Equity Income Fund (OIEJX)	556,760	7.9	■ JPMorgan Equity Income Fund (OIEJX)	521,893	7.5
■ MFS Growth Fund (MFEKX)	528,405	7.5	■ MFS Growth Fund (MFEKX)	496,232	7.1
■ Delaware Small Cap Core (DCZRX)	513,201	7.3	■ Delaware Small Cap Core (DCZRX)	446,612	6.4
■ Vanguard Extended Mkt Index (VEXAX)	450,666	6.4	■ Receipt & Disbursement	443,396	6.3
■ PIMCO Diversified Income Fund (PDIIX)	308,618	4.4	■ Vanguard Extended Mkt Index (VEXAX)	438,359	6.3
■ Receipt & Disbursement	80,087	1.1	■ PIMCO Diversified Income Fund (PDIIX)	300,861	4.3



Financial Reconciliation Quarter to Date								
	Market Value 07/01/2022	Net Transfers	Contributions	Distributions	Management Fees	Other Expenses	Return On Investment	Market Value 09/30/2022
Total Equity Composite	4,425,697	-120,000	-	-	-	-	-230,274	4,075,423
MFS Growth Fund (MFEKX)	528,405	-	-	-	-	-	-32,173	496,232
JPMorgan Equity Income Fund (OIEJX)	556,760	-10,000	-	-	-	-	-24,867	521,893
Vanguard Index 500 Admiral (VFIAX)	1,370,179	-50,000	-	-	-	-	-60,411	1,259,768
Vanguard Extended Mkt Index (VEXAX)	450,666	-	-	-	-	-	-12,307	438,359
Delaware Small Cap Core (DCZRX)	513,201	-60,000	-	-	-	-	-6,589	446,612
American EuroPacific Growth Fund (RERGX)	1,006,487	-	-	-	-	-	-93,928	912,559
Total Fixed Income Composite	1,756,487	-	-	-	-1,269	-212	-77,423	1,677,583
Sawgrass Fixed Income	1,447,870	-	-	-	-1,269	-212	-69,667	1,376,722
PIMCO Diversified Income Fund (PDIIIX)	308,618	-	-	-	-	-	-7,756	300,861
Total Real Estate (Composite)	797,090	-5,426	-	-	-	-	-	791,664
ARA Core Property Fund	797,090	-5,426	-	-	-	-	-	791,664
Receipt & Disbursement	80,087	125,426	392,444	-153,915	-	-1,034	388	443,396
Total Fund	7,059,361	-	392,444	-153,915	-1,269	-1,246	-307,310	6,988,066